

ROMEO

designed and developed in Belgium | since 1978
www.ledacollection.be



240W x 74H x 105D
Romeo 1 1/2 L+R

ROMP

dragende delen uit beuk en/of gelaagd hardhout

ONDERVERING

metalen nosag vering afgedekt met drukverdelers uit polyester

ZITKUSSEN

hoogelastisch schuim HR 50 kg soft/m³ met dacronafdekking 200 gr

RUGKUSSEN

vaste rug schuim HDS 50kg/m³

POOTJES

standaard kleur zwart

CARCASSE

structure portante en hêtre et/ou panneau stratifié hyperrésistant

GARNI SUR

ressorts de type nosag en zigzag avec nappage polyester

COUSSIN D'ASSISE

coussin en mousse moulée 50 kg soft/m³ avec nappage dacron 200 gr

COUSSIN DE DOS

dossier fixe mousse HDS 50kg/m³

PIEDS

couleur noir standard

FRAME

supporting parts out of beech and/or layered hardwood

SUSPENSION

nosag zigzag springs covered with polyester layer

SITTING PILLOW

high elastic moulded foam 50 kg soft/m³ covered by ovate 200gr

BACK PILLOW

fixed back foam HDS 50kg/m³

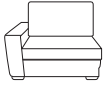
FEET

standard colour black

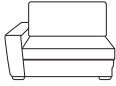
ROMEO

designed and developed in Belgium | since 1978
www.ledacollection.be

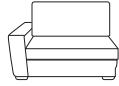
W x H x D
sitting height: 41
sitting depth: 77



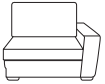
1 1/2-seat L
120x74x105



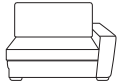
2-seat L
140x74x105



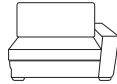
2 1/2-seat L
165x74x105



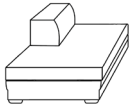
1 1/2-seat R
120x74x105



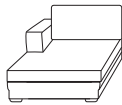
2-seat R
140x74x105



2 1/2-seat R
165x74x105



Ottoman / Meridienne
175x74x105
(L) or (R)



long chair MAXI
140x74x180
(L) or (R)
