

# SMOOTH

designed and developed in Belgium | since 1978  
www.ledacollection.be

W x H x D  
sitting height: 47  
sitting depth: 54



3-seat  
200W x 80H x 90D

## ROMP

dragende delen uit beuk en/of gelaagd hardhout

## ONDERVERING

metalen nosag vering afgedekt met drukverdelers uit polyester

## ZITKUSSEN

hoogelastisch schuim HR 35kg/m<sup>3</sup> met siliconeafdekking

## RUGKUSSEN

gecompartimenteerd kussen bestaande uit schuimstaafjes en siliconevlokken met kern in koud schuim. Dit kan desgewenst verwijderd worden (rugkussen wordt dan soepeler)

## POOTJES

metalen hoek poot, 13,5 cm hoog, mat zwart

## KENMERKEN

dit model "Smooth" kenmerkt zich door zacht en nonchalant zitcomfort. Er kan geopteerd worden voor een steviger zitcomfort (zie verder)

## OPGELET

maatwerk mogelijk in de breedte en in de diepte - meerprijs op aanvraag

## STEVIG COMFORT

er kan geopteerd worden voor stevig comfort in zitkussen (koud schuim HR37 kg/m<sup>3</sup> + dacron 200 gr). Dit betekent geen meerprijs.

## CARCASSE

structure portante en hêtre et/ou panneau stratifié hyperrésistant

## GARNI SUR

ressorts de type nosag en zigzag avec nappage polyester

## COUSSIN D'ASSISE

coussin en mousse moulée 35 kg/m<sup>3</sup> avec nappage silicone

## COUSSIN DE DOS

coussin compartimenté rempli d'un mélange de plumes et bâtonnets de fibres synthétiques avec noyau en mousse HR. Le cas échéant, cette mousse peut être enlevée.

## PIEDS

pied d'angle en métal, hauteur 13,5cm, couleur noir mat

## PARTICULARITES

modèle "Smooth" ce caractérise par un confort moelleux et nonchalant. On peut également opter pour un confort plus ferme (voir plus bas)

## ATTENTION

possibilité des dimensions (en largeur et profondeur) sur mesure | prix supplémentaire sur demande

## CONFORT FERME

possibilité de choisir confort plus ferme pour l'assise (mousse moulée HR37 kg/m<sup>3</sup> + dacron 200 gr). Pas de surcoût.

## FRAME

supporting parts out of beech and/or layered hardwood

## SUSPENSION

nosag zigzag springs covered with polyester layer

## SITTING PILLOW

high elastic moulded foam 35 kg/m<sup>3</sup> covered by silicone

## BACK PILLOW

compartimented pillow with foam sticks and fibrefill with core in foam. This can be removed upon request.

## FEET

metal angle leg, height 13,5cm, black mat

## FEATURES

model "Smooth" is characterized by a soft and nonchalant seating comfort. There is also a possibility of opting for a more firm comfort (see below)

## ATTENTION

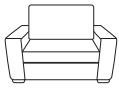
possibility of custom fit in width and depth | price on demand

## FIRM COMFORT

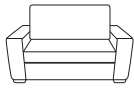
possibility of opting for firm comfort of seat cushions (HR foam 37 kg/m<sup>3</sup> + dacron 200 gr). This does not represent an extra price supplement.

# SMOOTH

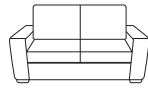
designed and developed in Belgium | since 1978  
[www.ledacollection.be](http://www.ledacollection.be)




1-seat  
90x80x90




1 1/2-seat  
110x80x90




2-seat  
135x80x90



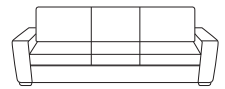
2 1/2-seat  
170x80x90



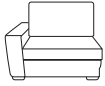
3-seat  
200x80x90



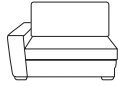
3 1/2-seat  
230x80x90



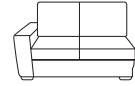
4-seat  
290x80x90




1-seat L  
80x80x90




1 1/2-seat L  
100x80x90




2-seat L  
125x80x90



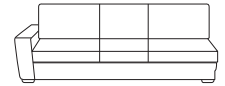
2 1/2-seat L  
160x80x90



3-seat L  
190x80x90



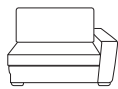
3 1/2-seat L  
220x80x90



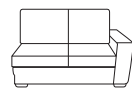
4-seat L  
280x80x90



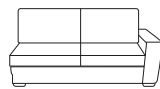
1-seat R  
80x80x90




1 1/2-seat R  
100x80x90




2-seat R  
125x80x90



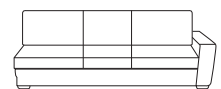
2 1/2-seat R  
160x80x90



3-seat R  
190x80x90



3 1/2-seat R  
220x80x90



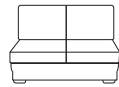
4-seat R  
280x80x90



1-seat  
70x80x90




1 1/2-seat  
90x80x90



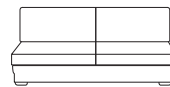
2-seat  
115x80x90



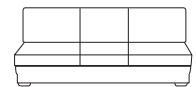
2 1/2-seat  
150x80x90



3-seat  
180x80x90



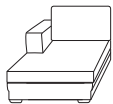
3 1/2-seat  
210x80x90



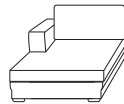
4-seat  
270x80x90



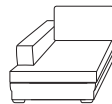
corner element  
90x80x90



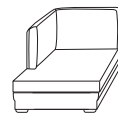
long chair  
80x80x160  
(L) or (R)



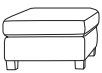
long chair MAXI  
100x80x160  
(L) or (R)



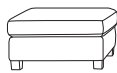
long chair MAXI  
long arm 155  
100x80x220  
(L) or (R)



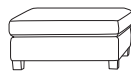
Ottoman / Meridienne  
90x80x225  
(L) or (R)



80x70



90x70



100x70